

IMMIGRANTS AND LABOUR MARKET 2021

PERCENTAGE OF IMMIGRANTS BY CITIZENSHIP

Immigrants: The data refer to persons aged 15-74 years old that were born outside Cyprus.

Total Immigrants **180.344**



22,7% Cypriot Citizens

35,1% EU Citizens

42,2% Non-EU Citizens



PERCENTAGE OF IMMIGRANTS BY MAIN REASON OF MIGRATION



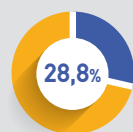
46,5%
Employment

37,7%
Family reasons

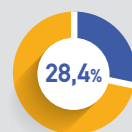
6,0%
Asylum

9,8%
Other reason

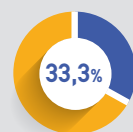
PARTICIPATION TO THE TOTAL LABOUR FORCE



Percentage of immigrants to the total Labour Force

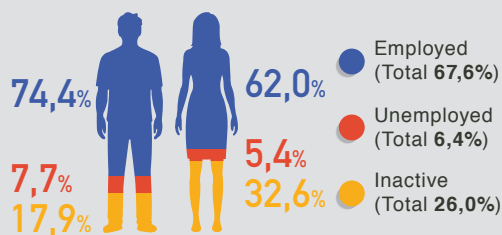


Percentage of immigrants to the total employment

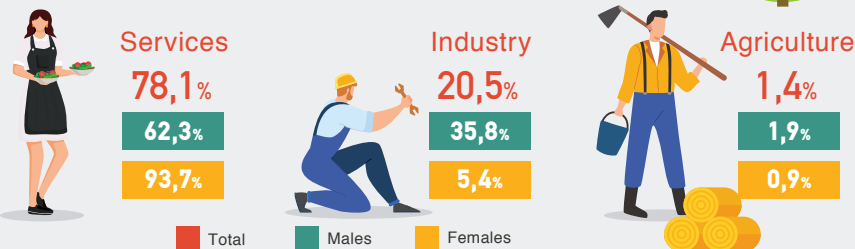


Percentage of immigrants to the total unemployment

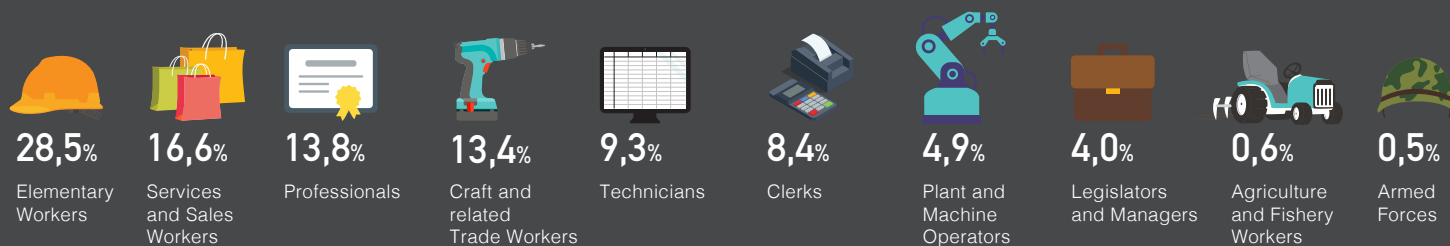
IMMIGRANTS AND LABOUR STATUS



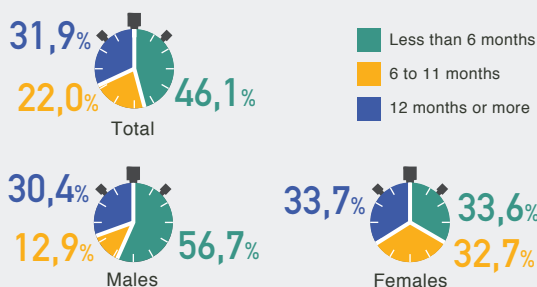
EMPLOYED IMMIGRANTS BY ECONOMIC SECTOR



EMPLOYED IMMIGRANTS BY OCCUPATION



UNEMPLOYED IMMIGRANTS BY DURATION OF UNEMPLOYMENT



UNEMPLOYED IMMIGRANTS BY AGE

